

# Instructions For Use

**Spare blade compartment**

**Integrated film cutter with changeable cutter**

**Release Pin for changing film cutters**

**Ergonomic handle for a wide range of users**

**Operating button safety lockout retracts main blade when film cutter is used**

**2 tray cut positions**

**Blade release lever**

**Blade exposure safety window**

**Blade change position**

**Tape splitter cuts tape without using blade**

**Top cut for boxes**

**Easily Cuts Shrink Wrap\***




## S5™ Safety Carton Cutter

### Blade Change


Using the single-notch blade (SP0-17)



**Press blade release lever** and push blade carriage button forward.



**Lift blade off alignment tab. Reload** using alignment tab to position blade.



**To remove blades** from blade storage compartment press from behind with index finger and slide blades forward and out with thumb.

### Using the Film Cutter




**To release film cutter** slide operating button "down and back," away from the blade. Film cutter will pop open. This locks out the box cutting mechanism.



**Pull film cutter out** and rotate 180 degrees until it stops.



**Proper hand position** for using film cutter.



**Box cutter lock-out (in film cutter mode)** locks box cutting blade in closed position when cutting film. To resume box cutting, fold cutter back into body. Button audibly clicks into place.

### Film Cutter Replacement (55FC-3PK)



*\*The film cutter is designed for cutting plastic shrink wrap. Minimize twisting motions while cutting to avoid breakage. Using the cutter to cut plastic banding will increase the wear on the blade. Warning: Do not cut metal banding as it was not designed for this purpose.*



**Easy cutter replacement**  
Apply pressure to release pin with pointed object (pen) and remove film cutter. Reinstall in reverse order.



**Slide film cutter** in horizontally until hole aligns with release pin. Press bottom of release pin to lock and secure film cutter.

**For Information Call: (800) 229-2233**  
**Email: info@go-phc.com**  
**www.go-phc.com**



**Working Safe Everyday.™**